



METERING

Efficient metering and monitoring at affordable price

www.himel.com

METERING



HP606 Digital Panel Meters



HP606

Meter model: Amperemeter, Voltmeter, Combination meter, Multifunction Meter
Connection type: Single-phase / Three-phase
Accuracy: class 0.5
Frequency: 45-65Hz
Dimension types: 3 types (96, 72, 48)

HDT(S)S606 Three-phase Four-wire Watt-hour Meter



HDT(S)S606

Current specification: 1.5(6)A, 3(6)A, 5(20)A, 5(40)A, 5(60)A, 20(80)A, 10(100)A
Connection Type: Three-phase Four-wire
Accuracy: Class 1
Frequency: 50/60Hz

H72 & H96 Panel Meters



H96

H72

Specification: 72x72mm, 96x96mm
Type: Ammeter, Voltmeter, Frequency Meter
Frequency: 50/60Hz

HLMK Current Transformers



HLMK

Rated primary current: 30A-5000A
Rated secondary current: 5A
Maximum rated voltage: 0.66kV
Accuracy class: 0.5, 1.0
Frequency: 50Hz

HDDS606 Single-phase Watt-hour Meter



HDDS606

Current specification: 1.5(6)A, 2.5(10)A, 5(20)A, 5(30)A, 10(40)A, 15(60)A, 20(80)A, 10(100)A
Connection Type: Single-phase
Accuracy: Class 1
Frequency: 50/60Hz

METERING

Range Presentation

HP606 is Himel range of new Digital Meters:

- Applied to power monitoring and panel builder cabinet
- Product types: current, voltage, combination, and multifunction
- Dimension types: 3 types (96, 72, 48)



Features

- ◆ New design and elegant appearance: material of high permeability plexiglass, LED or LCD display; and wide visual range
- ◆ Accurate metering and reliable performance: high accuracy and resolution ratio; high ability of overloading
- ◆ Four-remote control: teleindication, telecontrol, Telemetry, and remote regulating
 - √ Teleindication: build communication with data collector, network module, and workstation via Rs485
 - √ Telecontrol: operation on local or remote workstation (off-site), e.g. remote tripping and closing
 - √ Telemetry: remote parameters adjustment
 - √ Remote regulating: remote parameters metering

Range Presentation

HDDS606 and HDT(S)S606 series are Himel range of Electronic Watt-hour Meter, which provide:

- Measuring the active energy in the single-phase or three-phase AC power network at frequency of 50Hz or 60Hz
- Measuring the active energy of enterprises, transformer sub-station or power stations, and be used as automatic meters of power transmission and distribution network



Features

- ◆ Smaller and Elegant:
 - 50% smaller in size to save installation space
 - Upgraded appearance design
- ◆ Accurate Measurement & Safe and Reliable:
 - Automatic calibration for inspection
 - Three lead sealings: factory, verification and installation; more secure for electricity anti-stealing.
- ◆ Well Designed & Intelligent and Convenient:
 - Wider current range, and easier for model selection
 - First limit design of bump on the tail cover in our industry, and flip angle of the tail cover can be more than 135°
 - More convenient and firming on wiring.
- ◆ Qualified Materials & Excellent Performance:
 - Temperature rise is only 15K, which is far less than national standard 25K.
 - Power loss is less than 0.5W.
 - Heat deformation temperature reaches to 200°C

Range Presentation

HLMK Series is Himel range of Current Transformer, to measure and transform high current to low current

Features

- ◆ 100% pure copper varnished wire
- ◆ Optimized electric conductivity, less power loss and better stability
- ◆ Shell is made of flame retardant PC material
- ◆ Maximum rated voltage is 0.66kV



METERING

HP606 Digital Panel Meters

Standard: IEC60051



Product Overview

- New design, and it's applied to power monitoring and panel builder cabinet
- Product types: current, voltage, combination, and multifunction
- Dimension types: 3 types (96, 72, 48)

Model Selection

The HP606 Series includes the following models:

- HPZ single/three-phase voltmeter
- HPA single/three-phase amperemeter
- HPD combination meter
- HPDM multifunction meter

Selection Code

Model	Input mode	Panel dimension	Meter structure	Display mode	Range	
HP*606	L	72	P	1	Y 5A	
HPA606: HPA606 Amperemeter	L: AC	48: 96×48 mm (only for single-phase meter)	P: Programmable Display Instrument S: DO+RS485	1: One-row LED display	NA	5A: Secondary 1A: Secondary
		72: 72×72 mm		1: One-row LED display 4: Three-row LED display		
		96: 96×96 mm	P: Programmable Display Instrument S: DO+RS485	1: One-row LED display 4: Three-row LED display 4: Three-row LED display		
HPZ606: HPZ606 Voltmeter	L: AC	48: 96×48 mm (only for single-phase meter)	P: Programmable Display Instrument S: DO+RS485	1: One-row LED display	Y: 100V O: 600V	NA
		72: 72×72 mm	P: Programmable Display Instrument S: DO+RS485	1: One-row LED display 4: Three-row LED display		
		96: 96×96 mm	P: Programmable Display Instrument S: DO+RS485	1: One-row LED display 4: Three-row LED display 4: Three-row LED display		
HPD606: HPD606 Combination meter	L: AC	72: 72×72 mm	P: Programmable Display Instrument T: RS485	4: Three-row LED display	Y: 100V O: 600V	5A: Secondary 1A: Secondary
		96: 96×96 mm				
HPDM606: HPDM606 Multifunction meter	L: AC	72: 72×72 mm	P: Programmable Display Instrument T: RS485	3Y: Three-phase LCD display (only for multifunction meter) 4: Three-row LED display	Y: 100V O: 600V	5A: Secondary 1A: Secondary
		96: 96×96 mm	P: Programmable Display Instrument T: RS485			

Note: Normally the combination meter is composed of voltage, current, and frequency. If customer needs more functions, then a multi-function meter is required.

Features

- ◆ New design and elegant appearance: material of high permeability plexiglass, LED or LCD display; and wide visual range
- ◆ Accurate metering and reliable performance: high accuracy and resolution ratio; high ability of overloading
- ◆ Four-remote control: teleindication, telecontrol, Telemetry, and remote regulating
 - √ Teleindication: build communication with data collector, network module, and workstation via Rs485
 - √ Telecontrol: operation on local or remote workstation (off-site), e.g. remote tripping and closing
 - √ Telemetry: remote parameters adjustment
 - √ Remote regulating: remote parameters metering

Online Content



HP606

METERING

HP606 Digital Panel Meters

Standard: IEC60051

Range Table

Current range	Direct connection AC: 0.1~5A DC: 0~5A
	AC: external current transformer 5A/5A 10kA/5A DC: current shunt 75mV 10kA/75mV
Voltage range	Direct connection AC: 3~600V; DC: 0~600V
	AC: external voltage transformer 380V/100V~ 380kV/100V; DC: external resistor of 750V~ 1.5kV
Frequency range	45Hz~65Hz
Power factor	0.5 (lead) ~1 ~0.5 (lag)

Technical Parameters

Input	Network system		Single-phase & Three-phase
	Voltage	Overload	Continuous: 1.2×Un; Instantaneous: 2×Un for lasting 1s
	Current	Overload	Continuous: 1.2×In; Instantaneous: 10×In for lasting 5s
	Frequency		45~65Hz
Function module	Switch input (DI)		Photocoupler Isolation of passive dry contact
	Switch output (DO)		Output of two-loop passive relay, contact capacity: 3A/30VDC,3A/250VAC, Values of upper and lower limit alarm, hysteresis can be set as what you want. Output method: remote control (used as switch output) or off-limit alarm
	Electrical energy pulse		Two-loop electrical pulse output
	Electrical energy pulse constant		Active power: 8000imp/kwh Reactive power: 8000imp/kvarh
	Communication	Method	RS485
		Protocol	MODBUS-RTU
		Baud rate	1200, 2400, 4800, 9600 bps
Parity bit		Odd parity, even parity, no parity	
Display	Display mode		(1) Long lifecycle and highlighted LED display; (2) Wide viewing LCD display
Accuracy Class	Voltage, current, frequency, active power, power factor		Class 0.5
	active energy		Class 1
IP Protection			IP54
Auxiliary power supply	Range		AC220V
	Power consumption		< 5VA
Standard	IEC 60068-2, IEC 61010-1, IEC 60529, IEC 61000-4, IEC 61557-1		

Working Environment and Condition

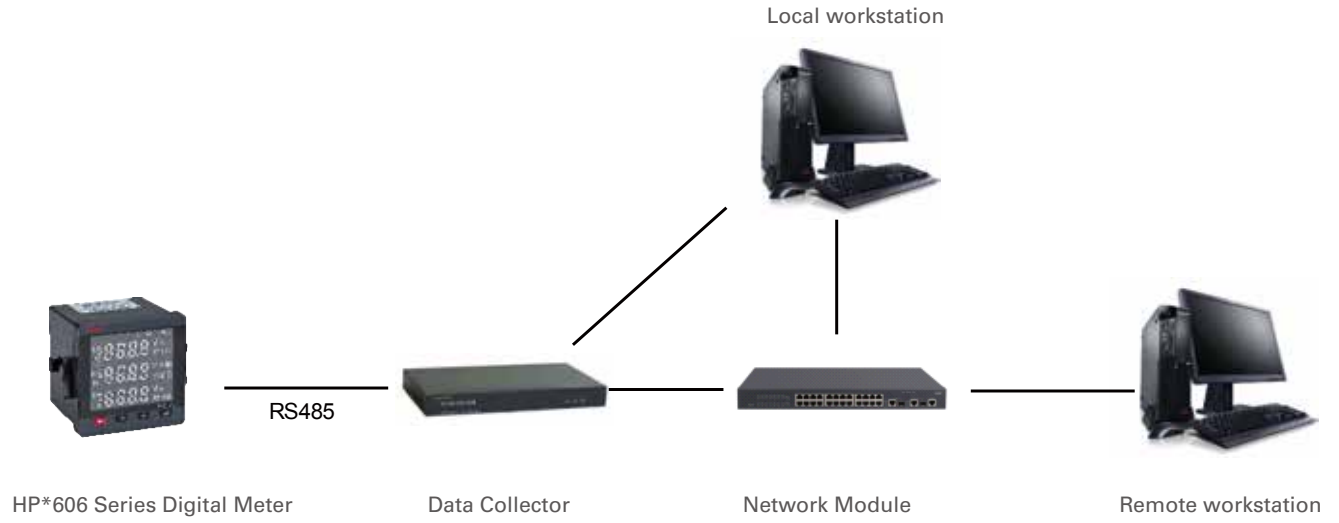
Ambient temperature	Allowed ambient temperature: -10°C~+45°C ; limited operating temperature: -25°C~+55°C
Environmental humidity	≤ 85%RH
Working environment	No mold and insect, no salt spray, no dewing, light dust and sand are allowed, withstand mechanical force of instruments is the basic type, altitude ≤ 2000m.

METERING

HP606 Digital Panel Meters

Standard: IEC60051

Communication Application



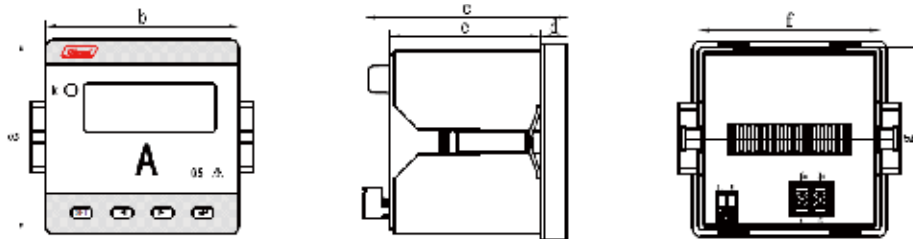
METERS

HP606 Digital Panel Meters

Standard: IEC60051

Product Dimension

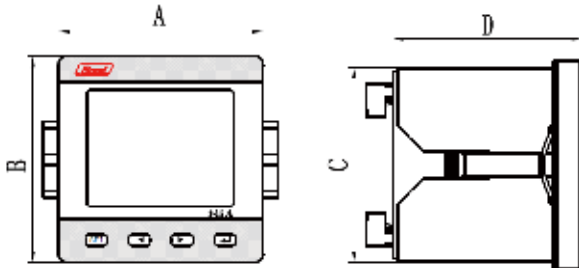
·Single-phase Amperemeter / Voltmeter Dimension



Unit: mm

Model	Dimension							Mounting hole size	
	a	b	c	d	e	f	g		
72	72	72	100.5	13.5	74.5	66	66	67	67
96	96	96	100.5	13.5	74.5	90.5	90.5	92	92
48	48	96	100.5	13.5	74.5	90.5	43.5	45	92

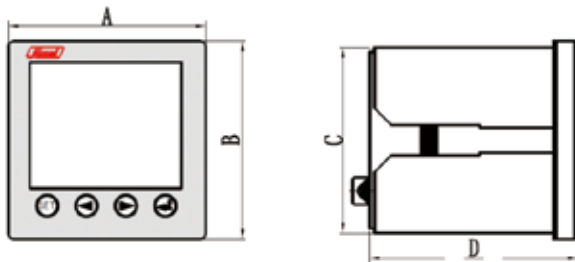
Three-phase Amperemeter / Voltmeter Dimension



Unit: mm

Model	Dimension				Mounting hole size
	A	B	C	D	
72	72	72	66	88	67*67
96	96	96	90.5	88	92*92

·Three-phase Combination / Multifunction Meter Dimension



Unit: mm

Model	Dimension				Mounting hole size
	A	B	C	D	
72	72	72	66	88	67*67
96	96	96	90.5	88	92*92

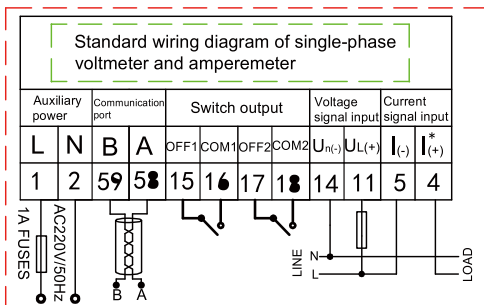
METERS

HP606 Digital Panel Meters

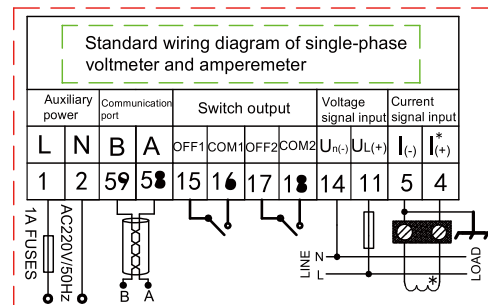
Standard: IEC60051

Wiring Diagram for Terminal Block

Single-phase Amperemeter / Voltmeter

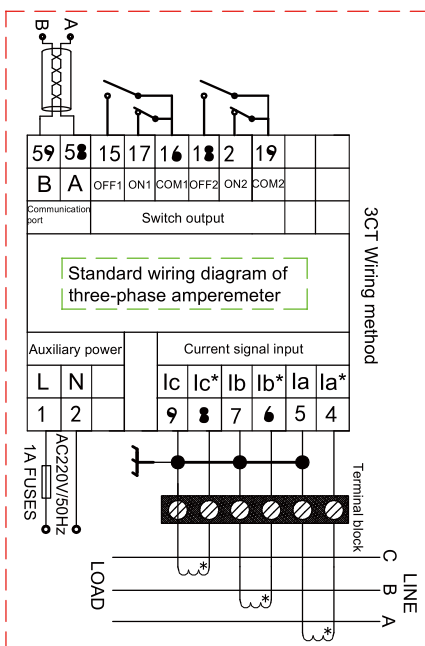


Direct Connection

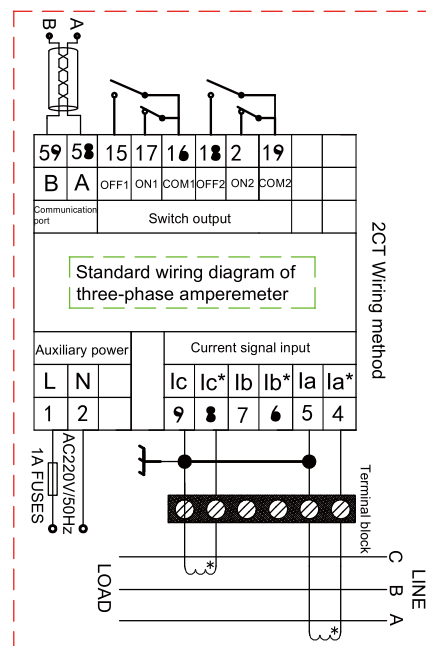


External transformer connection

Three-phase Amperemeter



Three-phase three-wire



Three-phase four-wire

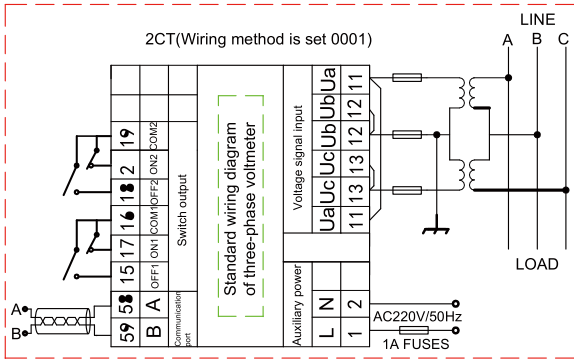
METERING

HP606 Digital Panel Meters

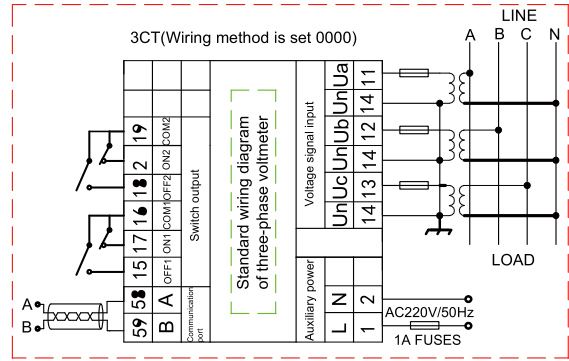
Standard: IEC60051

Wiring Diagram for Terminal Block

Three-phase Voltmeter

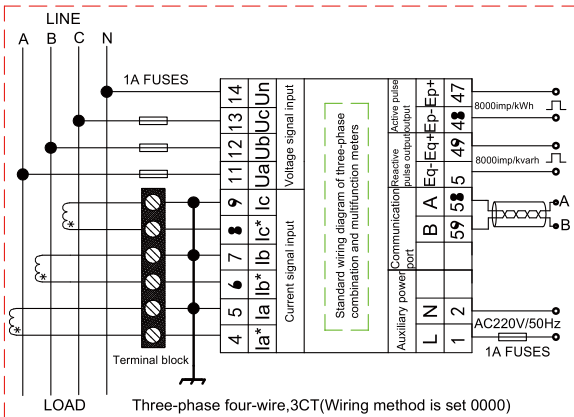


Three-phase three-wire

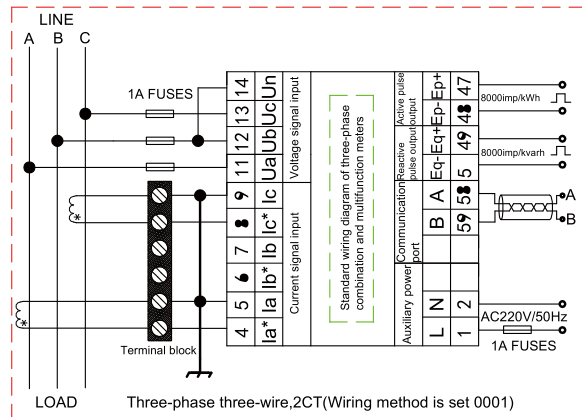


Three-phase four-wire

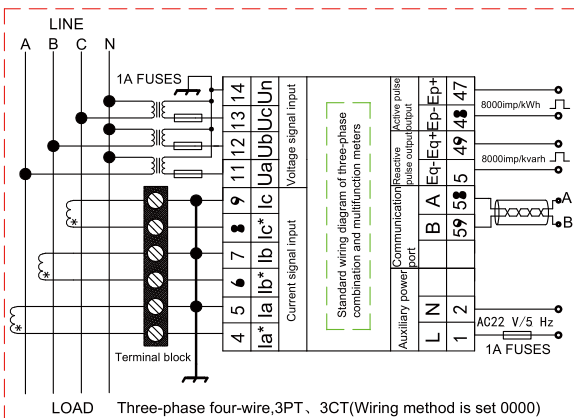
Three-phase Combination and Multifunction meters



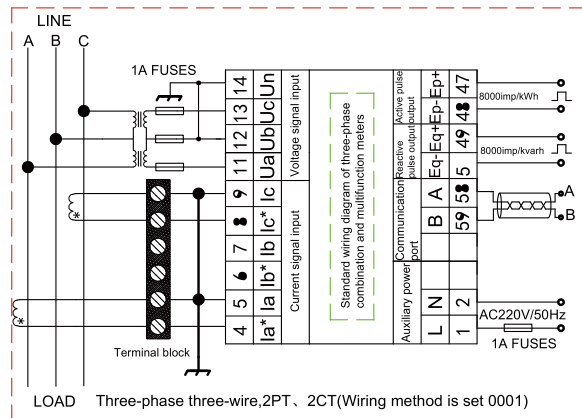
Direct Connection



Direct Connection



External voltage
transformer connection
Three-phase three-wire



External voltage
transformer connection
Three-phase four-wire

METERING

H72 & H96 Panel Meter

Standard: IEC60051



Range Presentation

H72 & H96 series is Himel range of panel meters which provides:

- H72T/H72L & H96T/H96L can be used to measure the current, voltage or frequency in the AC circuit
- H72C & H96C can be used to measure the current or voltage in the DC circuit
- They are mainly used as indicating instrument for high or low-voltage switch cabinet, power supply cabinet, control cabinet and other electric-control facilities in the AC transmission circuit system.

Features

- ◆ 72*72mm dimension for H72 series, while 96*96mm dimension for H96 series;
- ◆ For amperemeter with direct connection, maximum current can reach 50A in AC circuit, while maximum current is 20A in DC circuit;
- ◆ For voltmeter with direct connection, maximum voltage can reach 600V in both AC and DC circuits;
- ◆ Accuracy of amperemeter and voltmeter is class 1.5, and accuracy of frequency meter is class 1.0.

Online Content



H72



H96

Selection Code

Range name	Primary Current / Voltage / Frequency	Connection method
H72	50	A
H72TA: H72 AC Amperemeter H96TA: H96 AC Amperemeter	5: 5A 20: 20A ... 5000: 5000A 10000: 10000A	Default: External transformer connection A: Direct connection (1-20A)
H72LV: H72 AC Voltmeter H96LV: H96 AC Voltmeter	300: 300V 500: 500V 600: 600V	Default: Direct connection (30-600V)
H96CV: H96 DC Voltmeter	300: 300V 500: 500V 600: 600V	Default: Direct connection (3-600V)
H72LHZ: H72 frequency meter H96LHZ: H96 frequency meter	01200V	

Note: • CT must be purchased separately for Amperemeter above 20A

- the last digit of selection code plus WG by default

Technical Parameters

Panel Meters	H72/H96
Standard	IEC 60051
Dielectric strength test	Frequency 50/60Hz, Voltage 2000V, duration 1 minute
Impact test	Maximum acceleration 147m/s ²
Response time	≤4s
Angular Deflection	90°
Temperature	-25°C ~ +40°C
Humidity	(25%-80%) RH
Environment	No mildew, insects, salt mist, dew, sand and dust are permitted
Installation	Installed vertically
IP Grade	IP42

METERING

H72 & H96 Panel Meter

Standard: IEC60051

H72 series panel meter provides

- ◆ H72T/H72L applies to measure the current, voltage or frequency in the AC circuit
- ◆ H72C applies to measure the current or voltage in the DC circuit
- ◆ Mainly be used as an indicating instrument for high or low-voltage switch cabinet, power supply cabinet, control cabinet and other electric-control facilities in the AC transmission circuit system

Order Information

Type	Accuracy rating	Specification	Note	Dimensions (mm)	Reference
Ammeter	1.5	30/5A	AC Type External connection transformer 2 times of current overload	72×72×67.5	H72TA30WG
		40/5A		72×72×67.5	H72TA40WG
		50/5A		72×72×67.5	H72TA50WG
		60/5A		72×72×67.5	H72TA60WG
		75/5A		72×72×67.5	H72TA75WG
		80/5A		72×72×67.5	H72TA80WG
		100/5A		72×72×67.5	H72TA100WG
		150/5A		72×72×67.5	H72TA150WG
		160/5A		72×72×67.5	H72TA160WG
		200/5A		72×72×67.5	H72TA200WG
		250/5A		72×72×67.5	H72TA250WG
		300/5A		72×72×67.5	H72TA300WG
		400/5A		72×72×67.5	H72TA400WG
		600/5A		72×72×67.5	H72TA600WG
		800/5A		72×72×67.5	H72TA800WG
		1000/5A		72×72×67.5	H72TA1000WG
		1600/5A		72×72×67.5	H72TA1600WG
		5000/5A		72×72×67.5	H72TA5000WG
		10000/5A		72×72×67.5	H72TA10000WG
		5A	AC Type Direct connection	72×72×67.5	H72TA5AWG
	1.5	5A	DC Type	72×72×67.5	H72CA5AWG
Voltmeter	1.5	300V	AC Type	72×72×67.5	H72LV300WG
		500V		72×72×67.5	H72LV500WG
		600V		72×72×67.5	H72LV600WG
		500V	DC Type	72×72×67.5	H72CV500WG
Frequency meter	1.0	45-55HZ (200V)	AC Type	72×72×67.5	H72LHZ01200VWG

METERING

H72 & H96 Panel Meter

Standard: IEC60051

H96 series panel meter provides

- ◆ H96T/H96L applies to measure the current, voltage or frequency in the AC circuit
- ◆ H96C applies to measure the current or voltage in the DC circuit
- ◆ Mainly be used as an indicating instrument for high or low-voltage switch cabinet, power supply cabinet, control cabinet and other electric-control facilities in the AC transmission circuit system

Order Information

Type	Accuracy rating	Specification	Note	Dimensions (mm)	Reference
Ammeter	1.5	30/5A	AC Type	96×96×67.5	H96TA30WG
		40/5A		96×96×67.5	H96TA40WG
		50/5A		96×96×67.5	H96TA50WG
		60/5A		96×96×67.5	H96TA60WG
		75/5A		96×96×67.5	H96TA75WG
		80/5A		96×96×67.5	H96TA80WG
		100/5A		96×96×67.5	H96TA100WG
		150/5A		96×96×67.5	H96TA150WG
		160/5A		96×96×67.5	H96TA160WG
		200/5A	External connection transformer	96×96×67.5	H96TA200WG
		250/5A		96×96×67.5	H96TA250WG
		300/5A		96×96×67.5	H96TA300WG
		400/5A		96×96×67.5	H96TA400WG
		600/5A		96×96×67.5	H96TA600WG
		800/5A		96×96×67.5	H96TA800WG
		1000/5A		96×96×67.5	H96TA1000WG
		1600/5A		96×96×67.5	H96TA1600WG
		5000/5A		96×96×67.5	H96TA5000WG
		10000/5A		96×96×67.5	H96TA10000WG
			5A	AC Type Direct connection	96×96×67.5
	1.5	5A	DC Type	96×96×67.5	H96CA5AWG
Voltmeter	1.5	300V	AC Type	96×96×67.5	H96LV300WG
		500V		96×96×67.5	H96LV500WG
		600V		96×96×67.5	H96LV600WG
		500V	DC Type	96×96×67.5	H96CV500WG
Frequency meter	1.0	45-55HZ (200V)	AC Type	96×96×67.5	H96LHZ01200VWG

METERING

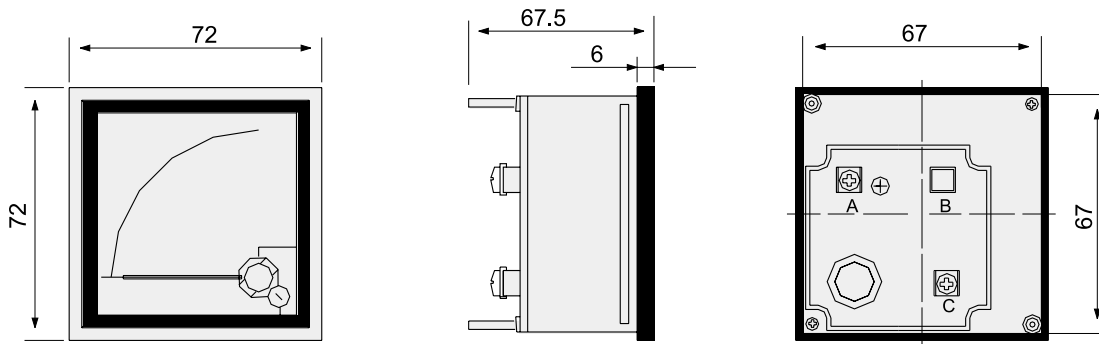
H72 & H96 Panel Meter

Standard: IEC60051

Overall Dimensions

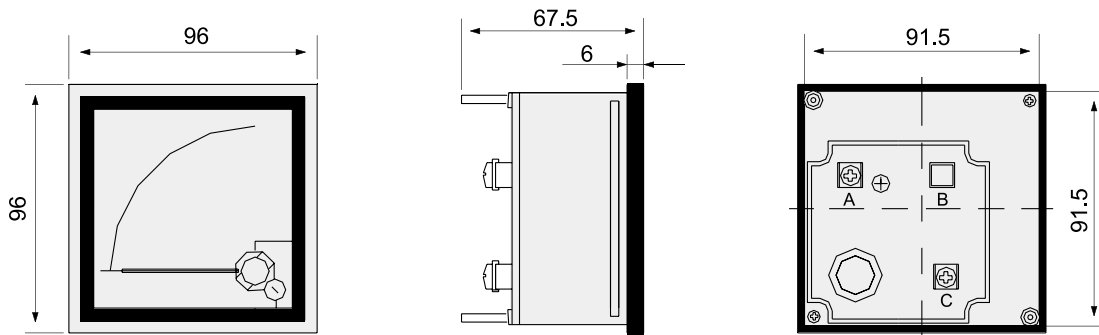
H72 series panel meter

Unit:mm



H96 series panel meter

Unit:mm



METERING

Electronic Watt-hour Meters HDDS606 & HDT(S)S606



Product Introduction

Our new generation watt-hour meters are designed and developed to adapt to the reconstruction of power network. They are the high-tech products manufactured with high quality, intelligent and convenient applications. Our new meters are widely used in high and low voltage metering cabinets, final distribution metering cabinets, residential, shopping malls, etc.

New generation includes:

- Single-phase: HDDS606 dial display or LCD display with RS485 and infrared.
- Three-phase: HDT(S)S606 dial display or LCD display with RS485 and infrared.

Online Content



HDDS606



HDT(S)S606

Selection Code

Model	Voltage	Accuracy	Current Specification	Frequency	Connection	Display Mode
HDDS606	M	1	6M4	6	H	C
HDDS606: Single-phase Electronic Watt-hour Meter	M: 220V N: 230V	Default: Class 1	6M4: 1.5(6)A 10M4: 2.5(10)A 20M4: 5(20)A 30M6: 5(30)A 40M4: 10(40)A 60M4: 15(60)A 80M4: 20(80)A 100M10: 10(100)A	Default: 50Hz 6: 60Hz	Default: Direct connection (No external CT/VT type)	Default: Dial display without any optional function C: LCD display (485 interface & infrared)
HDT(S)S606: Three-phase Four-wire Electronic Watt-hour Meter	V: 3*230/400V W: 3*57.7/100V V: 3*230/400V	Default: Class 1	20M4: 5(20)A 40M8: 5(40)A 60M12: 5(60)A 80M4: 20(80)A 100M10: 10(100)A 6M4: 1.5(6)A 6M2: 3(6)A	Default: 50Hz 6: 60Hz	Default: Direct connection H: Connect via VT/CT	Default: Dial display C: LCD display(485 interface & infrared)

Note: for HDDS606 the last digit of selection code plus L by default

METERING

Electronic Watt-hour Meters - HDDS606 & HDT(S)S606

Product Features



Smaller & Elegant

- 50% smaller in size to save installation space
- Upgraded appearance design

Accurate Measurement, Safe & Reliable

- Automatic calibration for inspection
- Three lead sealings: factory, verification and installation; more secure for electricity anti-stealing.

Well Designed, Intelligent & Convenient

- Wider current range, and easier for model selection
- First limit design of bump on the tail cover in our industry, and flip angle of the tail cover can be more than 135°
- More convenient and firming on wiring.



Qualified Materials & Excellent Performance

- Temperature rise is only 15K, which is far less than national standard 25K.
- Power loss is less than 0.5W.
- Heat deformation temperature reaches to 200°C.

METERING

Electronic Watt-hour Meters - HDDS606 & HDT(S)S606



Technical Parameters		
Energy Meters	HDDS606	HDT(S)S606
Connection Method	Single phase	Three-phase four-wire
Accuracy	Class 1	
Rated Voltage (V)	220, 230	3*57.7/100V (External transformer) 3*230/400V
Current Specification	1.5(6)A, 2.5(10)A, 5(20)A, 10(40)A, 15(60)A, 10(100)A	3*57.7/100V: 1.5(6)A, 3(6)A 3*230/400V: 1.5(6)A, 3(6)A, 5(20)A, 5(40)A, 5(60)A, 20(80)A, 10(100)A
Display Mode	Dial meter or LCD	
Default functions in LCD Model	Infrared communication, RS485 communication	
Normal working voltage	0.9~1.1 (Reference voltage)	
Ultimate working voltage	0.0~1.15 (Reference voltage)	
Rated Voltage	0.75Un~1.15Un	

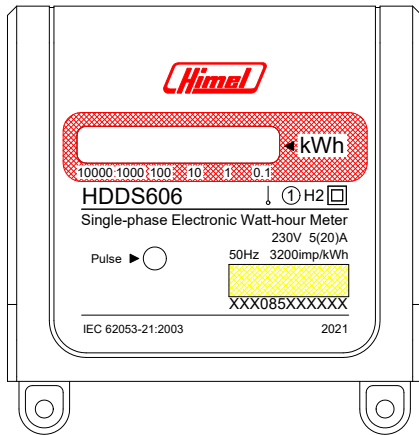
Working Conditions

- Power consumption
Power consumption in voltage circuit: 2W/10VA
Power consumption in current circuit: 4VA
- Temperature range
Range of specified working temperature: -10°C~+45°C
Range of ultimate working temperature: -25°C~+55°C
- Humidity range
Annual average relative humidity: <75%.

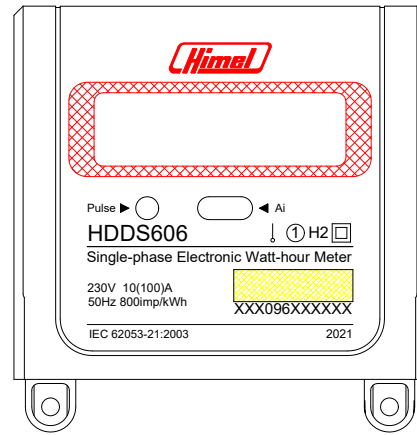
METERING

Electronic Watt-hour Meters - HDDS606 & HDT(S)S606


Nameplate Design



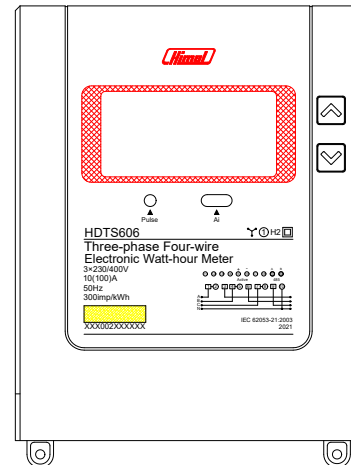
HDDS606 - Dial display



HDDS606 - LCD display



HDT(S)S606 - Dial display



HDT(S)S606 - LCD display

METERING

Electronic Watt-hour Meters - HDDS606 & HDT(S)S606

Error Limit of Watt-hour Meters

• HDDS606

Load Current	Power factor COSφ	Error (%)	
		Class 1	Class 2
$0.05I_b \leq I < 0.1I_b$	1	±1.5	±2.5
$0.1I_b \leq I \leq I_{max}$	1	±1.0	±2.0
$0.1I_b \leq I < 0.2I_b$	0.5L	±1.5	±2.5
	0.8C	±1.5	-
$0.2I_b \leq I \leq I_{max}$	0.5L	±1.0	±2.0
	0.8C	±1.0	-

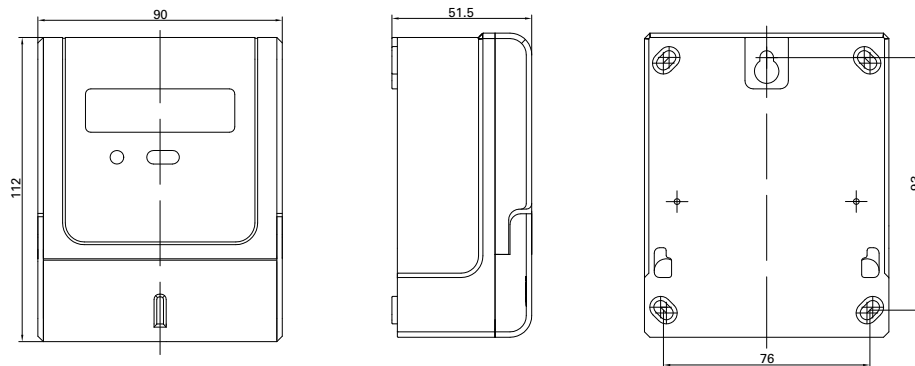
• HDT(S)S606

Current value		Active Power Class 1		Active Power Class 2	
Direct connection	Through the transformer	Power factor COSφ	Error %	Power factor COSφ	Error %
$0.05I_b \leq I < 0.1I_b$	$0.02I_n \leq I < 0.05I_n$	1	±1.5	1	±2.5
$0.1I_b \leq I \leq I_{max}$	$0.05I_n \leq I \leq I_{max}$	1	±1.0	1	±2.0
$0.1I_b \leq I < 0.2I_b$	$0.05I_n \leq I < 0.1I_n$	0.5L	±1.5	0.5L	±2.5
		0.8C	±1.5	0.8C	±2.5
$0.2I_b \leq I \leq I_{max}$	$0.1I_n \leq I \leq I_{max}$	0.5L	±1.0	0.5L	±2.0
		0.8C	±1.0	0.8C	±2.0

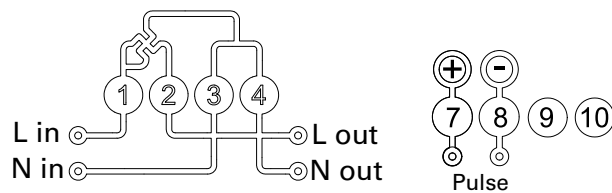
Installation dimensions and Wiring Diagrams

Single-phase

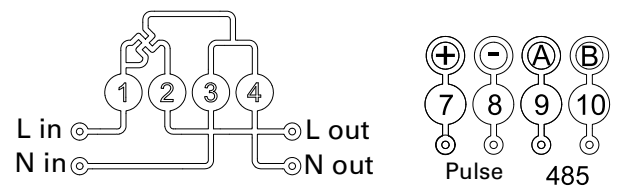
• Overall Dimension



• Wiring Diagram



Without communication



With communication

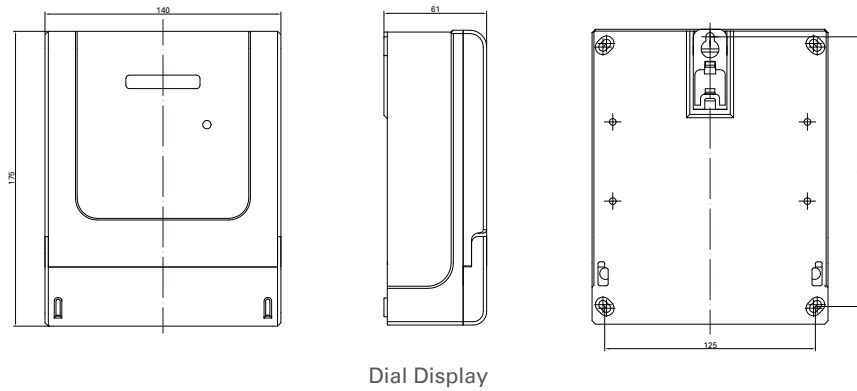
METERING

Electronic Watt-hour Meters - HDDS606 & HDT(S)S606

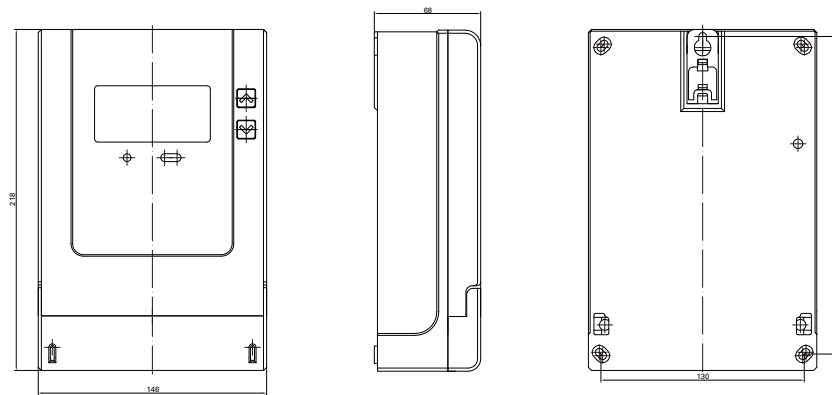
Installation dimensions and Wiring Diagrams

Three-phase

• Overall Dimension

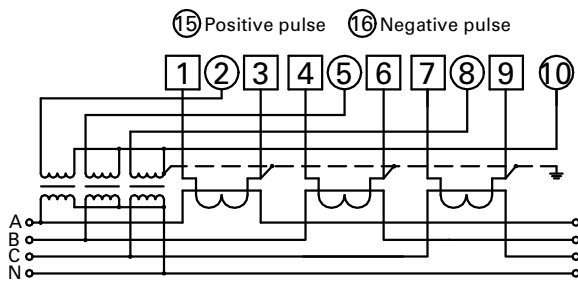


Dial Display

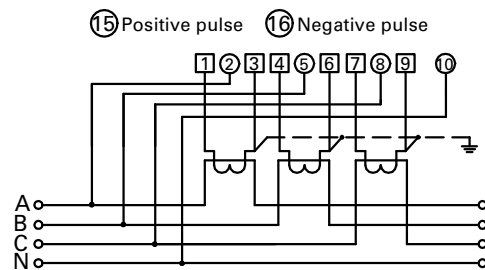


LCD Display

• Wiring Diagram



Wiring diagram of three-phase four-wire external current and voltage transformer connection
($3 \times 57.7/100V$ $3 \times 1.5(6)A$, $3 \times 3(6)A$)



Wiring diagram of three-phase four-wire external current transformer connection
($3 \times 230/400V$ $3 \times 1.5(6)A$, $3 \times 3(6)A$)

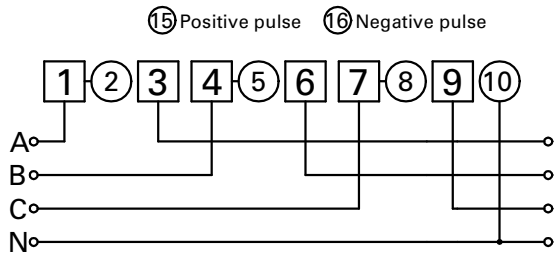
METERING

Electronic Watt-hour Meters - HDDS606 & HDT(S)S606

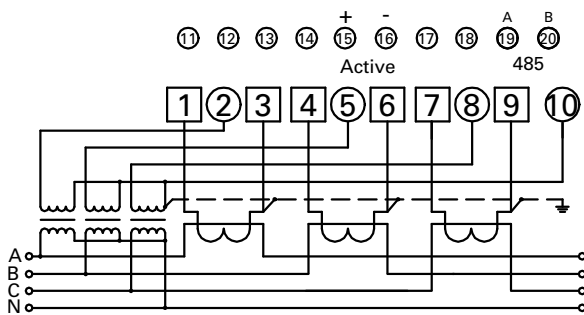
Installation dimensions and Wiring Diagrams

Three-phase

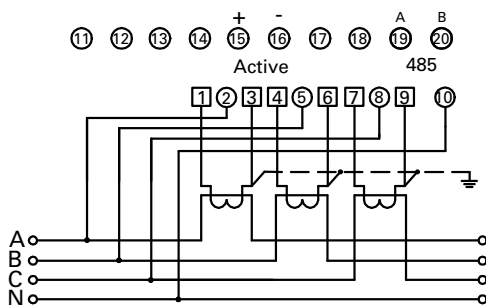
• Wiring Diagram



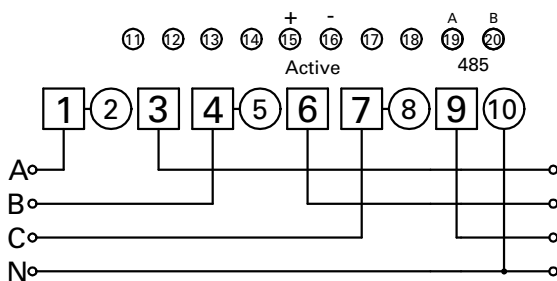
Wiring diagram of three-phase four-wire direct-connection
(3×230/400V I ≥ 3×5(20)A)



HDT(S)S606 three-phase four-wire electronic watt-hour meter
(LCD, infrared, and 485) (3×57.7/100V 3×1.5(6)A/3×3.6(A),
connected through the external current and voltage transformer



HDT(S)S606 three-phase four-wire electronic watt-hour meter
(LCD, infrared, and 485) (3×230/400V 3×1.5(6)A,
3×3(6)A), connected through the external current transformer



HDT(S)S606 three-phase four-wire electronic watt-hour meter
(LCD, infrared, and 485) (3×230/400V I ≥ 3×5(20)A),
direct connection type

METERING

HLMK Current Transformers

Standard: IEC60044-1



Range Presentation

HLMK Series is Himel range of Current Transformer, to measure and transform high current to low current

Features

- ◆ 100% pure copper varnished wire
- ◆ Optimized electric conductivity, less power loss and better stability
- ◆ Shell is made of flame retardant PC material
- ◆ Maximum rated voltage is 0.66kV

Online Content



HLMK

Selection Code

Range name	Maximum rated voltage	Accuracy class	Rated primary current	Bus-bar dimension
HLMK	P6	P1	30	30
HLMK	P6: 0.66kV	Default: class 0.5 P1: class 1	30: 30A 50: 50A 75: 75A ... 5000: 5000A	30: 30×10mm 40: 40×10mm 50: 50×15mm 60: 60×20mm 80: 80×10mm or 60×30mm 100: 100×30mm or 60×40mm 120: 120×25mm or 80×30mm

Rating Table

Busbar diameter (mm)	Φ 30	Φ 40	Φ 50	Φ 60	Φ 80	Φ 100	Φ 120
Rated primary current to select (A)	30 50 75 100 150 200	250 300 400 500	300 400 500 600 750 800 1000	500 600 750 800 1000 1200 1500	600 750 800 1000 1200 1500 2000 2500	600 750 800 1000 1200 1500 2000 2500 3000	1500 2000 2500 3000 4000 5000

Technical Parameters

Current Transformers	HLMK
Rated primary current	30A-5000A
Rated secondary current	5A
Maximum rated voltage	0.66kV
Accuracy class	0.5, 1.0
Short time thermal current	I _{th} =100I _n
Security coefficient security coefficient	FS<5
Standard	IEC 60044-1
Certificate	CE

METERING

HLMK Current Transformers

Standard: IEC60044-1



HLMK Series Current Transformer provides

- ◆ Measuring and transforming the high current to low current

Order Information

Accuracy Class: 0.5 Maximum Rated Voltage: 0.66KV

Model	Rated Current Primary/Secondary (A)	Rated Load (VA)	Bus-bar (mm)	Diameter (mm)	Number of Turns through the core	Reference
HLMK-0.66-30	30/5	5-3.75		20	5	HLMKP63030
	50/5	5-3.75		20	3	HLMKP65030
	75/5	5-3.75		20	2	HLMKP67530
	100/5	5-3.75		20	2	HLMKP610030
	150/5	5-3.75	30×10	20	1	HLMKP615030
	200/5	5-3.75	30×10	20	1	HLMKP620030
HLMK-0.66-40	250/5	5-3.75	40×10	30	1	HLMKP625040
	300/5	5-3.75	40×10	30	1	HLMKP630040
	400/5	5-3.75	40×10	30	1	HLMKP640040
	500/5	5-3.75	40×10	30	1	HLMKP650040
HLMK-0.66-50	300/5	5-3.75	50×15	35	1	HLMKP630050
	400/5	5-3.75	50×15	35	1	HLMKP640050
	500/5	5-3.75	50×15	35	1	HLMKP650050
	600/5	10-3.75	50×15	35	1	HLMKP660050
	750/5	10-3.75	50×15	35	1	HLMKP675050
	800/5	10-3.75	50×15	35	1	HLMKP680050
HLMK-0.66-60	1000/5	10-3.75	50×15	35	1	HLMKP6100050
	500/5	5-3.75	60×20	45	1	HLMKP650060
	600/5	10-3.75	60×20	45	1	HLMKP660060
	750/5	10-3.75	60×20	45	1	HLMKP675060
	800/5	10-3.75	60×20	45	1	HLMKP680060
	1000/5	10-3.75	60×20	45	1	HLMKP6100060
HLMK-0.66-80	1200/5	10-3.75	60×20	45	1	HLMKP6120060
	1500/5	10-3.75	60×20	45	1	HLMKP6150060
	600/5	10-3.75	80×10 or 60×30	50	1	HLMKP660080
	750/5	10-3.75	80×10 or 60×30	50	1	HLMKP675080
	800/5	10-3.75	80×10 or 60×30	50	1	HLMKP680080
	1000/5	10-3.75	80×10 or 60×30	50	1	HLMKP6100080
	1200/5	10-3.75	80×10 or 60×30	50	1	HLMKP6120080
	1500/5	15-3.75	80×10 or 60×30	50	1	HLMKP6150080
HLMK-0.66-100	2000/5	15-3.75	80×10 or 60×30	50	1	HLMKP6200080
	2500/5	15-3.75	80×10 or 60×30	50	1	HLMKP6250080
	600/5	10-3.75	100×30 or 60×40	60	1	HLMKP6600100
	750/5	10-3.75	100×30 or 60×40	60	1	HLMKP6750100
	800/5	10-3.75	100×30 or 60×40	60	1	HLMKP6800100
	1000/5	10-3.75	100×30 or 60×40	60	1	HLMKP61000100
	1200/5	10-3.75	100×30 or 60×40	60	1	HLMKP61200100
	1500/5	15-3.75	100×30 or 60×40	60	1	HLMKP61500100
HLMK-0.66-120	2000/5	15-3.75	100×30 or 60×40	60	1	HLMKP62000100
	2500/5	15-3.75	100×30 or 60×40	60	1	HLMKP62500100
	3000/5	20-3.75	100×30 or 60×40	60	1	HLMKP63000100
	1500/5	15-3.75	120×25 or 80×30	60	1	HLMKP61500120
	2000/5	15-3.75	120×25 or 80×30	60	1	HLMKP62000120
	2500/5	15-3.75	120×25 or 80×30	60	1	HLMKP62500120
HLMK-0.66-120	3000/5	20-3.75	120×25 or 80×30	60	1	HLMKP63000120
	4000/5	20-3.75	120×25 or 80×30	60	1	HLMKP64000120
	5000/5	20-3.75	120×25 or 80×30	60	1	HLMKP65000120

METERING

HLMK Current Transformers

Standard: IEC60044-1



Accuracy Class: 1 Maximum Rated Voltage: 0.66KV

Model	Rated Current Primary/ Secondary (A)	Rated Load (VA)	Bus-bar (mm)	Diameter (mm)	Number of Turns through the core	Reference
HLMK-0.66-30	30/5	5-3.75		20	5	HLMKP6P13030
	50/5	5-3.75		20	3	HLMKP6P15030
	75/5	5-3.75		20	2	HLMKP6P17530
	100/5	5-3.75		20	2	HLMKP6P110030
	150/5	5-3.75	30×10	20	1	HLMKP6P115030
	200/5	5-3.75	30×10	20	1	HLMKP6P120030
HLMK-0.66-40	300/5	5-3.75	30×10	20	1	HLMKP6P130030
	250/5	5-3.75	40×10	30	1	HLMKP6P125040
	300/5	5-3.75	40×10	30	1	HLMKP6P130040
	400/5	5-3.75	40×10	30	1	HLMKP6P140040
	500/5	5-3.75	40×10	30	1	HLMKP6P150040
	600/5	10-3.75	40×10	30	1	HLMKP6P160040
HLMK-0.66-50	300/5	5-3.75	50×15	35	1	HLMKP6P130050
	400/5	5-3.75	50×15	35	1	HLMKP6P140050
	500/5	5-3.75	50×15	35	1	HLMKP6P150050
	600/5	10-3.75	50×15	35	1	HLMKP6P160050
	750/5	10-3.75	50×15	35	1	HLMKP6P175050
	800/5	10-3.75	50×15	35	1	HLMKP6P180050
	1000/5	10-3.75	50×15	35	1	HLMKP6P1100050
1200/5	10-3.75	50×15	35	1	HLMKP6P1120050	
HLMK-0.66-60	500/5	5-3.75	60×20	45	1	HLMKP6P150060
	600/5	10-3.75	60×20	45	1	HLMKP6P160060
	750/5	10-3.75	60×20	45	1	HLMKP6P175060
	800/5	10-3.75	60×20	45	1	HLMKP6P180060
	1000/5	10-3.75	60×20	45	1	HLMKP6P1100060
	1200/5	10-3.75	60×20	45	1	HLMKP6P1120060
	1500/5	10-3.75	60×20	45	1	HLMKP6P1150060
	2000/5	10-3.75	60×20	45	1	HLMKP6P1200060
HLMK-0.66-80	600/5	10-3.75	80×10 or 60×30	50	1	HLMKP6P160080
	750/5	10-3.75	80×10 or 60×30	50	1	HLMKP6P175080
	800/5	10-3.75	80×10 or 60×30	50	1	HLMKP6P180080
	1000/5	10-3.75	80×10 or 60×30	50	1	HLMKP6P1100080
	1200/5	10-3.75	80×10 or 60×30	50	1	HLMKP6P1120080
	1500/5	15-3.75	80×10 or 60×30	50	1	HLMKP6P1150080
	2000/5	15-3.75	80×10 or 60×30	50	1	HLMKP6P1200080
	2500/5	15-3.75	80×10 or 60×30	50	1	HLMKP6P1250080
HLMK-0.66-100	600/5	10-3.75	100×30 or 60×40	60	1	HLMKP6P1600100
	750/5	10-3.75	100×30 or 60×40	60	1	HLMKP6P1750100
	800/5	10-3.75	100×30 or 60×40	60	1	HLMKP6P1800100
	1000/5	10-3.75	100×30 or 60×40	60	1	HLMKP6P11000100
	1200/5	10-3.75	100×30 or 60×40	60	1	HLMKP6P11200100
	1500/5	15-3.75	100×30 or 60×40	60	1	HLMKP6P11500100
	2000/5	15-3.75	100×30 or 60×40	60	1	HLMKP6P12000100
	2500/5	15-3.75	100×30 or 60×40	60	1	HLMKP6P12500100
3000/5	20-3.75	100×30 or 60×30	60	1	HLMKP6P13000100	
HLMK-0.66-120	1500/5	15-3.75	120×25 or 80×30	60	1	HLMKP6P11500120
	2000/5	15-3.75	120×25 or 80×30	60	1	HLMKP6P12000120
	2500/5	15-3.75	120×25 or 80×30	60	1	HLMKP6P12500120
	3000/5	20-3.75	120×25 or 80×30	60	1	HLMKP6P13000120
	4000/5	20-3.75	120×25 or 80×30	60	1	HLMKP6P14000120
	5000/5	20-3.75	120×25 or 80×30	60	1	HLMKP6P15000120

METERING

HLMK Current Transformers

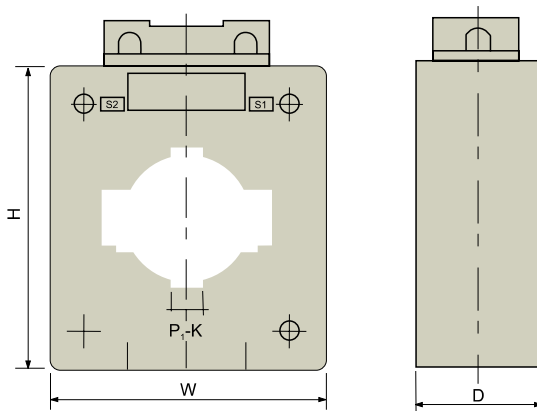
Standard: IEC60044-1



Technical Data	
Current Transformers	HLMK
Rated primary current	30A-5000A
Rated secondary current	5A
Maximum rated voltage	0.66kV
Accuracy class	0.5, 1.0
Short time thermal current	$I_{th}=100I_n$
Security coefficient security coefficient	FS<5
Standard	IEC 60044-1

Overall Dimensions

Unit: mm



Model	H	W	D
HLMK-0.66-30	79	60	37
HLMK-0.66-40	99	75	40
HLMK-0.66-50	99	82	40
HLMK-0.66-60	126	102	40
HLMK-0.66-80	118	125	40
HLMK-0.66-100	136	170	40
HLMK-0.66-120	136	190	41



Contact us



Get in touch with Himel Team at <https://www.himel.com/contact-us>



Find a Local Himel Distributor at <https://www.himel.com/find-a-distributor>



Reach Himel Global Team at support@himel.com



Contact Global Himel Marketing and Communication Team at sm.himel.communications@himel.com



Visit Himel website at
<https://www.himel.com>
or
Scan QR Code ▼



Learn More about Himel's
15-Years of Value Engineering
Excellence
Scan QR Code ▼

